



HOLIDAY ASSIGNMENT 2023-24 CLASS-UKG

**Summer, summer,
I'm so glad you're here!
Summer, summer,
Let's give a cheer!
Summer, summer,
I'll meet you at the park
Summer, summer,
Let's stay up till dark!**

**Dear Parent,
We wish you and your child a very happy summer holidays. It's time to enjoy and create a bond with family, friends and relatives. To utilize this time in the most constructive way we have prepared Holiday Homework for the students on the principle of "learning by doing" for his/her holistic development.**

Kindly ensure that the holiday homework is completed by the students under the guidance of the parents.

Physical Development:

- ❖ Take your child with you for morning/evening walk.
- ❖ Play different games like hide and seek, football, ludo, chess, etc. with your child. This will encourage them to express freely and will make them more responsible.

Language Development:

- ❖ Encourage your child to converse in English.
- ❖ Choose any one object from your surroundings everyday, let your child speak few lines on it to develop their speaking skills.

Skills Development: Gross Motor Skills

- ❖ To enhance Gross Motor Skills of your child enroll them in any one of the following activities:
 - Aerobics
 - Skating
 - Swimming
 - Dance
 - Summer Camps

Skills Development: Fine Motor Skills

- ❖ To develop Fine Motor Skills, let your child indulge in activities like:
 - Mashing Potatoes
 - Rolling Chapatis
 - Shelling out peas
 - Opening and closing the bottle cap/tiffin lid
 - Turning pages of a book
 - Squeezing bath sponges

Joy Rides with Grand Parents..

- ❖ Take your child with his/her Grand Parents to any one of the following fun rides.
 - Zoo Train ride
 - Train ride
 - Bus ride
 - Car/Ola Taxi ride
 - E-rickshaw ride

Innovative Learning: (Summer Visit)

- ❖ We suggest you to visit any one of the following places with your child.
 - Bal Bhawan
 - Gwalior Zoo
 - Phoolbagh
 - Sun Temple
 - Gwalior Fort
 - Tighra Dam

Listening Skills Development: (Meditation Stories)

- ❖ To develop their listening skills, we suggest you to narrate a bed time moral story everyday.

ENGLISH ASSIGNMENTS

Cursive Alphabets

Trace the dotted letters and write them in the empty boxes below.

a b c d e f g h i

a b c d e f g h i

j k l m n o p q r

j k l m n o p q r

s t u v w x y z

s t u v w x y z

Beginning Sounds

Write the beginning sound for each word.



	a	t
--	---	---



	a	n
--	---	---



	a	t
--	---	---



	a	n
--	---	---



	a	t
--	---	---



	a	n
--	---	---



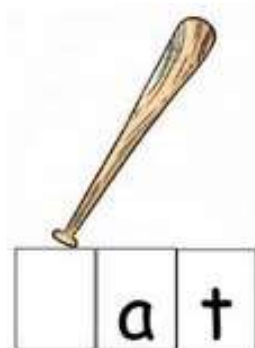
	a	t
--	---	---



	a	n
--	---	---



	a	n
--	---	---



	a	t
--	---	---



	a	n
--	---	---



	a	t
--	---	---



Fill in the missing vowel.



c _ t



h _ t



j _ t



c _ w



d _ g



j _ m



p _ g



b _ s



c _ n



r _ d



z _ p



f _ n



h _ n



b _ t



s _ n



f _ x

Read and match

dog

bus

hen

bag


cap

pig

net

pin

sun



HINDI ASSIGNMENTS

क

ग

ङ

छ

झ

ञ

ट

ड

ण

थ

ध

प

ब

म

य

ल

व

ष

स

क्ष

श्र

चित्र देखकर सही अक्षर पर गोला लगाईये



ज प च र



ट क प ग



र ख ग ट



व ह र ज



क त प स




प स फ ज



न ष ध च

चित्र देखकर सही जोड़ी मिलाईये



क

म

ट

च

अ

य

त



बिना मात्रा के शब्द

२ अक्षर वाले रिक्त स्थान भरें



न__



फ__



ज__



घ__



ब__



ए__



ख__



र__



ह__



व__



ब__



ध__

तीन अक्षर वाले शब्दों का अभ्यास करें।

अ + क्ष + र =

क + म + ल =

म + ट + र =

स + म + य =

अ + म + र =

स + र + ल =

न + म + क =

ख + ब + र =


ल + ह + र =


प + व + न =

MATHS ASSIGNMENTS


NUMBERS 1-10


Unscramble


 E N O


X S I 


 W O T

N E V S E 

 H E T R E

G E T H I 

 O U F R

N E N I 

 V E I F

E N T 








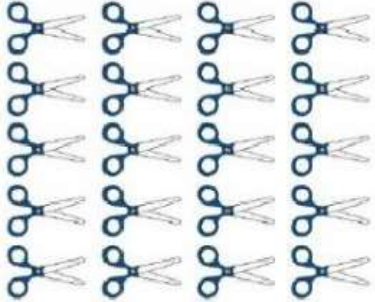
Skip Counting by 1's


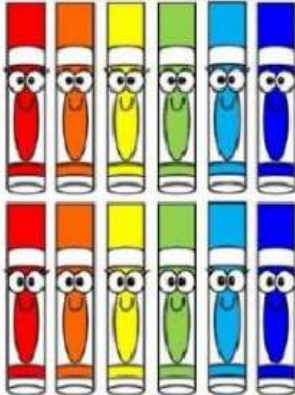

Hop and fill-in the missing numbers.

1 START →		3		5		7		9	
11		13		15		17		19	
21		23		25		27		29	
31		33		35		37		39	
41		43		45		47		49	
51		53		55		57		59	
61		63		65		67		69	
71		73		75		77		79	
81		83		85		87		89	
91		93		95		97		99	100

Count each set and choose the correct answer.

								
12	10	14	17	11	20	18	13	15

								
14	15	16	20	13	18	17	11	20

								
17	14	19	18	13	12	20	15	11

Comparing numbers

Greater than $>$

Less than $<$

Equal to $=$

$9 \square 3$

$9 \square 10$

$6 \square 8$

$8 \square 1$

$1 \square 7$

$7 \square 3$

$3 \square 5$

$9 \square 4$

$2 \square 2$

$5 \square 9$

Q. Write number: (before, between, after)

Before

___ 8

___ 17

___ 12

___ 1

___ 20

___ 44

___ 65



Between

1 ___ 3

20 ___ 22

8 ___ 10

14 ___ 16

31 ___ 33

19 ___ 21

11 ___ 13



After

6 ___

13 ___

29 ___

34 ___

17 ___

42 ___

39 ___



Circle the number that is greater.

2 7

3 4

9 6

10 7

13 16

20 5

18 13

8 11

12 17

2 3

6 17

7 18

9 12

3 14

11 8

17 14

1 8

20 1

21 2

25 4

Circle the number that is smaller

3 9

24 21

15 17

7 3

3 11

13 1

9 12

13 4

20 4

4 15

14 12

25 20

12 19

13 10

12 15

18 7

2 19

21 12

15 16

23 9

13 19


10 20

15 2


10 3

Drawing Assignment


Colour it!




Colour it!



Colour it!



Colour it!



Dear Parent,

Different types of languages are spoken by people from different regions, but the most important thing is that any language when spoken should be spoken correctly. The two common languages that our children should be able to speak fluently are Hindi and English. Since English is a universal language spoken and understood by people all over the world, we want our children also to be proficient in speaking it and for this we need full support and cooperation. We would appreciate if you adhere to the following points:

1. Speak with your child in English. Encourage reading habits.
2. Read out story books and after finishing the story discuss it with your child.
3. Encourage Word Building and Picture Talk.

The teachers are trying to encourage the children to use simple words, phrases and sentences like-

- May I go to play?
- May I borrow your pencil/sharpener/eraser?
- I have finished my work.
- Madam, may I go to the washroom?
- Madam, may I go to drink water?
- Madam, may I come in please?
- Madam, may I go to wash my hands?
- Madam, may I sit in the front row as I can't see from the back?
- Madam, please repeat the concept as I'm unable to understand it.
- Madam, I have lost my shoes/blazer/tiffin box/water bottle, etc.
- Madam, I came late as I missed my bus.
- Madam, I'm sorry. I have forgotten to bring my book, note book, pencil/eraser/drawing book etc.
- Madam, I'm sorry I couldn't complete my Home Work as I was unwell.
- Madam, may I borrow a pencil / eraser / ruler etc. from my partner as I've forgotten to bring it today.
- I am sorry for the delay.
- Could you please shut the door.

Use of magic words like excuse me, sorry, thanks, please.

- When asking for something, say "Please."
- When receiving something, say "Thank you."
- Do not interrupt grown-ups who are speaking with each other unless there is an emergency.



- If you need to get somebody's attention right away, the phrase “excuse me” is the most polite way for you to enter the conversation.
- When you have any doubt about doing something, ask permission first. It can save you from many hours of grief later.
- When you have spent time at your friend's house, remember to thank his or her parents for having you over and for the good time you had.
- Knock on closed doors and wait to see if there's a response before entering.

Children can be encouraged to use simple words and sentences at home also.

For example-

- Mummy, can I help you in the kitchen?
- Mummy, can I lay the table today?
- Mummy, should I help you wash the dishes today?
- Papa, can I help you wash the car?
- Grandpa, should I come with you for a walk?
- Grandma, should I help you put the thread in the needle?
- Mummy, can I get you a glass of water?
- Mummy, may I take some more Ice-Cream from the fridge?
- Papa, I'm sorry I was rude to you.
- Papa, please teach me how to ride a bicycle.
- Mummy, can I join the summer workshop in the school?
- Mummy, can I help you wash and soak the rice?
- Mummy, should I cut the salad today?
- Mummy, I will make a cup of tea for you. Please tell me where are the tea leaves.
- Mummy, can you teach me to make cold coffee please?
- Didi, can you help me find my English note book?
- Papa, can we go for cycling today?
- Wishing people properly – Hello Uncle / Aunty how are you?
- Wishing parents and elders Good Morning, Good Afternoon, Good Evening and Good Night.

If we, as teachers and parents make a sincere effort and pay attention to the above mentioned points, we can help our children to learn, to understand and speak English at an early age.

